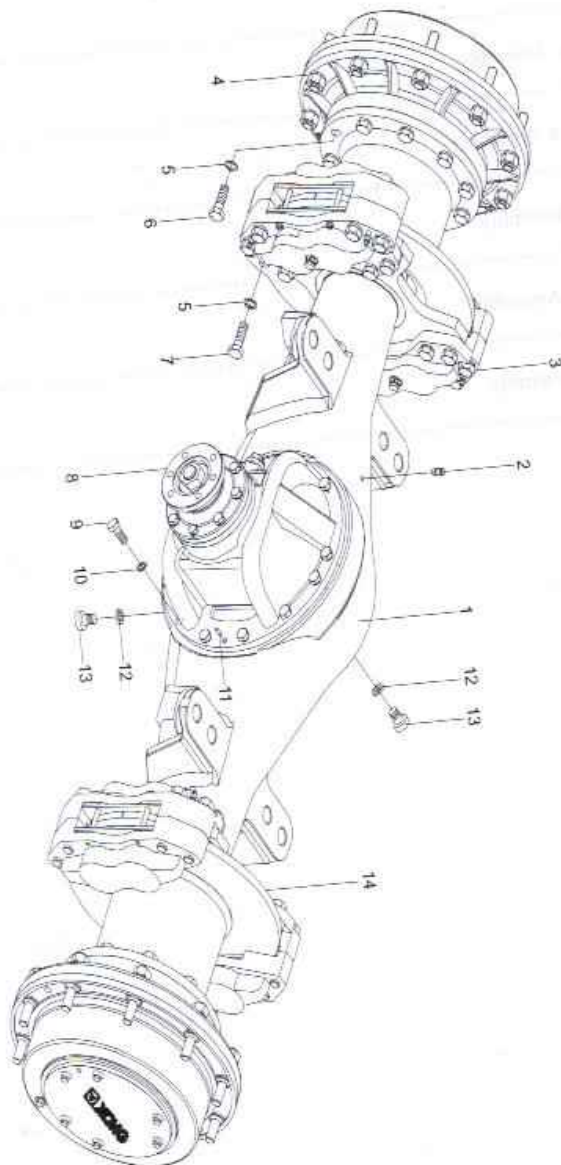




页码 Page G01-01	前驱动桥总成 Front Driving Axle Assembly	型号 Model ZL50.2A
-------------------	---------------------------------------	---------------------



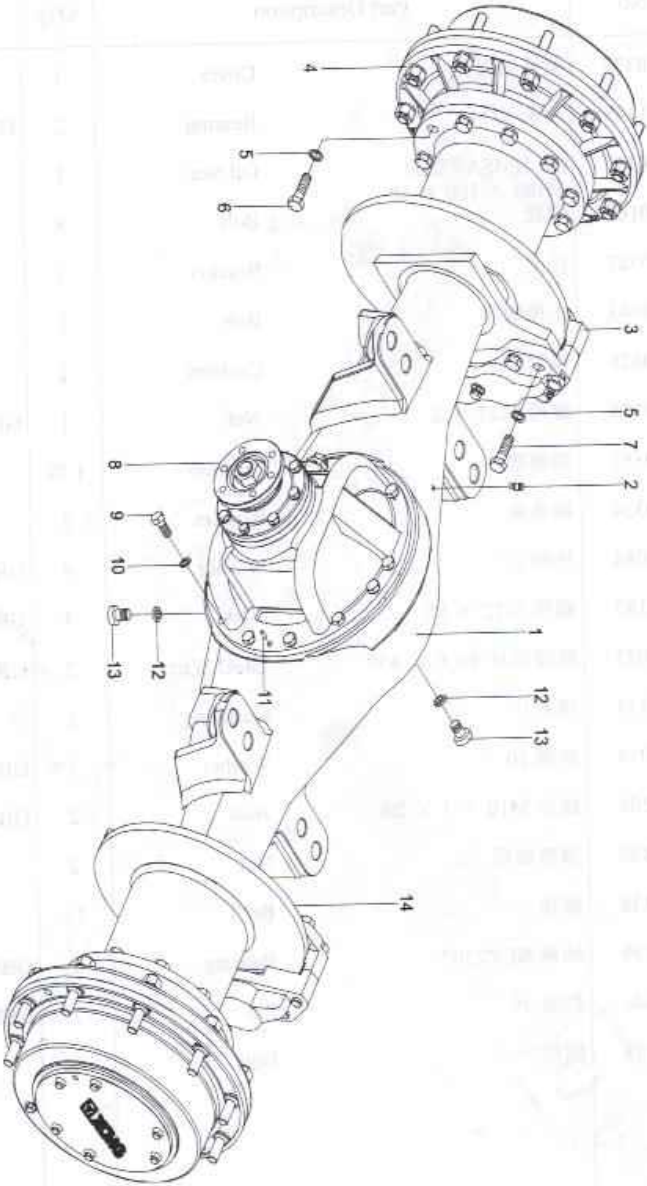
型号 Model ZL50.2A		前驱动桥总成 Front Driving Axle Assembly		页码 Page G01-02	
序号 Sr.No.	零件代号 Part No.	名称 Part Description		数量 Q'ty	备注 Remark
1	250300316	前桥壳总成	Front Axle Housing Assy	1	
2	803163983	通气塞 Z1/8	Breather Plug	1	QC/T410-99
3	250200143	盘式制动器	Double Clamp Disk	4	
4	250300369	轮边总成	Planetary Reductor Assy	2	
5	805300023	垫圈 20	Washer	36	GB93-87
6	805002143	螺栓 M20x1.5x50	Bolt	20	GB5786-86
7	805002144	螺栓 M20x1.5x55	Bolt	16	GB5786-86
8	250300319	前主传动	Main Reductor Assy(Front Axle)	1	
9	805002155	螺栓 M16x1.5x40	Bolt	14	GB5786-86
10	805300011	垫圈 16	Washer	14	GB93-87
11	805601564	销 D10X30	Pin	2	GB119-86
12	803166710	组合垫圈 24	Washer	2	JB982-77
13	275100120	螺塞	Plug	2	
14	250300297	制动盘	Disk Baker	2	

型号 Model ZL50.2A		制动器总成 Disk Brake Assembly		页码 Page G01-18	
序号 Sr.No.	零件代号 Part No.	名称 Part Description	数量 Q'ty	备注 Remark	
1		放气咀 Exhaust Nipple	2	JF.A.ZL4050.04	
2		内钳体 Inside Clamp	1	JF.A.ZL4050.02	
3		“O”形密封圈 24002000 O- Ring	2	ZBJ22002-88	
4		“O”形密封圈 24001600 O- Ring	2	ZBJ22002-88	
5		活塞 Piston	4	JF.A.ZL4050.09	
6		矩形密封圈 Rectangle Seal Ring	4	JF.A.ZL4050.07	
7		防尘套 Dust Ring	4	JF.A.ZL4050.08	
8		卡圈 Clip	4	JF.A.ZL4050.11	
9		制动片 Brake Pad	2	JF.A.ZL4050.06	
10		外钳体 Outside Clamp	1	JF.A.ZL4050.01	
11		螺栓销 Bolt Pin	2	JF.A.ZL4050.12	
12		垫圈 Washer	2	GB93-87	
13		放气咀座 seat	2	JF.A.ZL4050.05	
14		橡皮帽 Rubber Cap	2	JF.A.ZL4050.03	
15		螺栓 M22 Bolt	4	JF.A.ZL4050.13	
16		垫圈 22 Washer	4	GB93-87	

页码 Page G01-03	前桥主减速器总成 Front Main Reductor Assembly	型号 Model ZL50.2A
<p>                 This diagram illustrates the exploded view of the Front Main Reductor Assembly. The components are numbered as follows:             </p> <ul style="list-style-type: none"> <li>1: Input shaft</li> <li>2: Input shaft seal</li> <li>3: Input shaft nut</li> <li>4: Input shaft washer</li> <li>5: Input shaft pin</li> <li>6: Input shaft seal</li> <li>7: Input shaft seal</li> <li>8: Input shaft seal</li> <li>9: Input shaft seal</li> <li>10: Input shaft seal</li> <li>11: Input shaft seal</li> <li>12: Input shaft seal</li> <li>13: Input shaft seal</li> <li>14: Input shaft seal</li> <li>15: Input shaft seal</li> <li>16: Input shaft seal</li> <li>17: Output gear</li> <li>18: Output gear seal</li> <li>19: Output gear seal</li> <li>20: Output gear seal</li> <li>21: Output gear seal</li> <li>22: Output gear seal</li> <li>23: Output gear seal</li> <li>24: Output gear seal</li> <li>25: Output gear seal</li> <li>26: Output gear seal</li> <li>27: Output gear seal</li> <li>28: Output gear seal</li> <li>29: Output gear seal</li> <li>30: Output gear seal</li> <li>31: Output gear seal</li> <li>32: Output gear seal</li> <li>33: Output gear seal</li> <li>34: Output gear seal</li> <li>35: Output gear seal</li> <li>36: Output gear seal</li> <li>37: Output gear seal</li> <li>38: Output gear seal</li> <li>39: Output gear seal</li> <li>40: Output gear seal</li> <li>41: Output gear seal</li> <li>42: Output gear seal</li> <li>43: Output gear seal</li> <li>44: Output gear seal</li> <li>45: Output gear seal</li> <li>46: Output gear seal</li> </ul>		

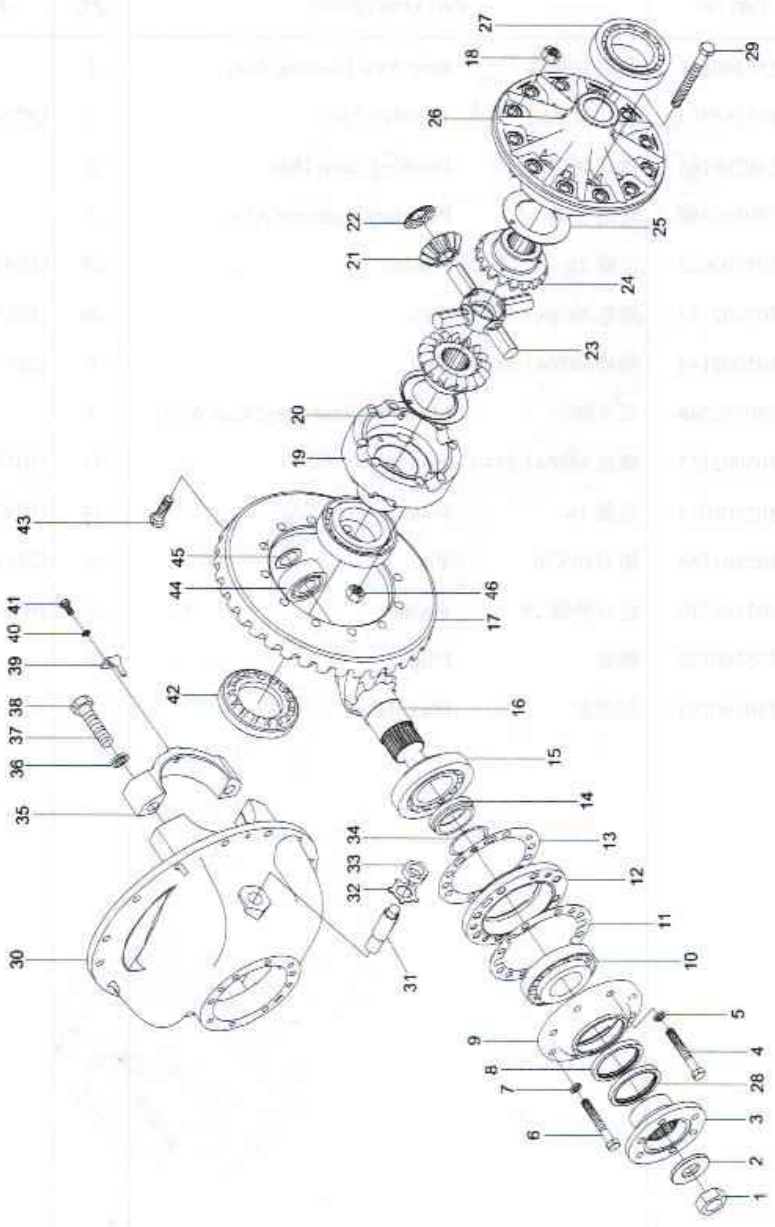
型号 Model ZL50.2A		前桥主减速器总成 Front Main Reductor Assembly		页码 Page G01-04	
序号 Sr.No.	零件代号 Part No.	名称 Part Description		数量 Q'ty	备注 Remark
1	805201548	锁紧螺母 M33 × 1.5	Nut	1	GB889-86
2	250300321	垫圈	Washer	1	
3	250300341	输入法兰	Flange	1	
4	805000090	螺栓 M12 × 55	Bolt	1	GB5782-86
5	805300018	垫圈 12	Washer	1	GB93-87
6	805000104	螺栓 M14 × 55	Bolt	7	GB5782-86
7	805300033	垫圈 14	Washer	7	GB93-87
8	803164331	CR HMS4 油封 B80 × 100 × 10	Oil Seal	1	
9	250300322	密封盖	Cover	1	
10	800511282	轴承 31313	Bearing	1	GB/T297-94
11	250300323	密封垫	Cushion	1	
12	250300324	轴承套	Sleeve	1	
13	250300352	调整垫片	Cushion	1 组	
14	250300325	轴套	Sleeve	1	
15	800511279	轴承 31314	Bearing	1	GB/T297-94
16	250300320	主动螺旋齿轮 (左旋)	Gear	1	
17	250300340	从动螺旋齿轮 (右旋)	Gear	1	
18	805201534	螺母	Nut	12	GB/T6185.2-2000
19	250300331	差速器左壳	Cover	1	
20	250300339	圆柱销	Pin	4	
21	250300329	锥齿轮	Gear	4	
22	250300328	锥齿轮垫片	Cushion	4	
23	9369849	十字轴	Axis	1	
24	250300332	半轴齿轮	Gear	2	
25	250300333	半轴齿轮垫片	Cushion	2	

型号 Model ZL50.2A		前桥主减速器总成 Front Main Reductor Assembly		页码 Page G01-06	
序号 Sr.No.	零件代号 Part No.	名称 Part Description		数量 Q'ty	备注 Remark
26	250300337	差速器右壳	Cover	1	
27	800511345	轴承 32216	Bearing	2	GB/T297-94
28	803164330	CR HMSA7 油封	Oil Seal	1	
29	275100160	FB80 × 100 × 10 螺栓	Bolt	8	
30	250300327	托架	Bracket	1	
31	250300343	止推螺栓	Bolt	1	
32	250300326	锁紧片	Cushion	1	
33	805200156	螺母 M27 × 2	Nut	1	GB6173-86
34	250300353	调整垫片	Cushion	1 组	
35	250300334	轴承座	Bracket	2	
36	805300084	垫圈 22	Washer	4	GB97.1-85
37	805002185	螺栓 M22 × 85	Bolt	4	GB32.1-88
38	821501023	低碳钢丝 Φ1.6 × 450	Steel Wire	2	GB/T343-94
39	250300335	锁紧片	Cushion	2	
40	805300014	垫圈 10	Washer	2	GB93-87
41	805002208	螺栓 M10 × 1 × 20	Bolt	2	GB32.3-88
42	250300330	调整螺母	Nut	2	
43	250300338	螺栓	Bolt	12	
44	800511289	轴承 NUP2307	Bearing	1	GB/T283-94
45	805400046	挡圈 35	Pin	1	GB894.1-86
46	275100158	螺栓	Bolt	8	

页码 Page G01-07	后驱动桥总成 Rear Driving Axle Assembly	型号 Model ZL50.2A
 <p>The diagram shows an exploded view of the rear driving axle assembly. The main components are numbered as follows:</p> <ul style="list-style-type: none"> <li>1: Axle housing</li> <li>2: Pin</li> <li>3: Flange</li> <li>4: Flange</li> <li>5: Pin</li> <li>6: Pin</li> <li>7: Pin</li> <li>8: Pin</li> <li>9: Pin</li> <li>10: Pin</li> <li>11: Pin</li> <li>12: Pin</li> <li>13: Pin</li> <li>14: Flange</li> </ul>		

型号 Model ZL50.2A		后驱动桥总成 Rear Driving Axle Assembly		页码 Page G01-08	
序号 Sr.No.	零件代号 Part No.	名称 Part Description		数量 Q'ty	备注 Remark
1	250300346	后桥壳总成	Rear Axle Housing Assy	1	
2	803163983	通气塞 Z1/8	Breather Plug	1	QC/T410-99
3	250200143	盘式制动器	Double Clamp Disk	2	
4	250300369	轮边总成	Planetary Reductor Assy	2	
5	805300023	垫圈 20	Washer	28	GB93-87
6	805002143	螺栓 M20x1.5x50	Bolt	20	GB5786-86
7	805002144	螺栓 M20x1.5x55	Bolt	8	GB5786-86
8	250300348	后主传动	Main Reductor Assy(Rear Axle)	1	
9	805002155	螺栓 M16x1.5x40	Bolt	14	GB5786-86
10	805300011	垫圈 16	Washer	14	GB93-87
11	805601564	销 D10X30	Pin	2	GB119-86
12	803166710	组合垫圈 24	Washer	2	JB982-77
13	275100120	螺塞	Plug	2	
14	250300297	制动盘	Disk Baker	2	



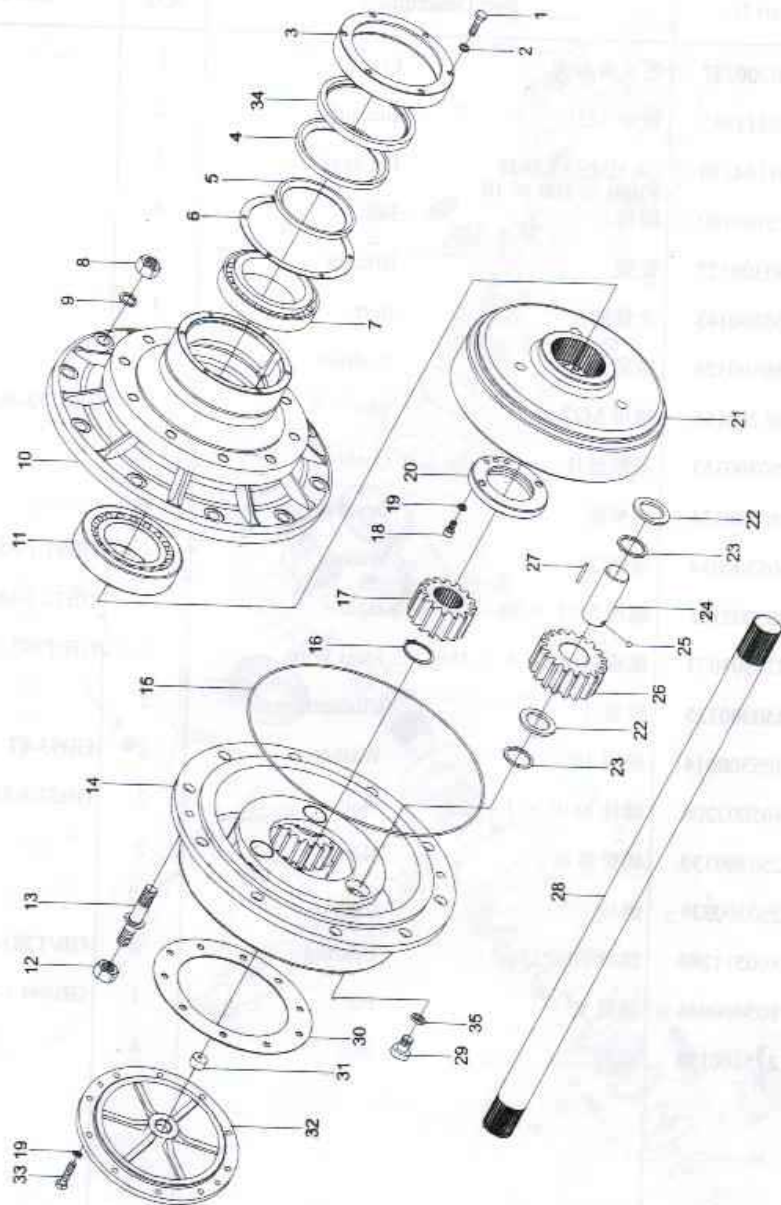
页码 Page G01-09	后桥主减速器总成 Rear Main Reductor Assembly	型号 Model ZL50.2A
 <p>                         This diagram illustrates the exploded view of the Rear Main Reductor Assembly. The components are numbered as follows:                     </p> <ul style="list-style-type: none"> <li>1: Input shaft</li> <li>2: Input gear</li> <li>3: Input gear nut</li> <li>4: Input gear nut lock pin</li> <li>5: Input gear nut lock washer</li> <li>6: Input gear nut lock pin</li> <li>7: Input gear nut lock washer</li> <li>8: Input gear nut lock pin</li> <li>9: Input gear nut lock washer</li> <li>10: Input gear nut lock pin</li> <li>11: Input gear nut lock washer</li> <li>12: Input gear nut lock pin</li> <li>13: Input gear nut lock washer</li> <li>14: Input gear nut lock pin</li> <li>15: Input gear nut lock washer</li> <li>16: Input gear nut lock pin</li> <li>17: Input gear nut lock washer</li> <li>18: Input gear nut lock pin</li> <li>19: Input gear nut lock washer</li> <li>20: Input gear nut lock pin</li> <li>21: Input gear nut lock washer</li> <li>22: Input gear nut lock pin</li> <li>23: Input gear nut lock washer</li> <li>24: Input gear nut lock pin</li> <li>25: Input gear nut lock washer</li> <li>26: Input gear nut lock pin</li> <li>27: Input gear nut lock washer</li> <li>28: Input gear nut lock pin</li> <li>29: Input gear nut lock washer</li> <li>30: Output housing</li> <li>31: Output housing nut</li> <li>32: Output housing nut lock pin</li> <li>33: Output housing nut lock washer</li> <li>34: Output housing nut lock pin</li> <li>35: Output housing nut lock washer</li> <li>36: Output housing nut lock pin</li> <li>37: Output housing nut lock washer</li> <li>38: Output housing nut lock pin</li> <li>39: Output housing nut lock washer</li> <li>40: Output housing nut lock pin</li> <li>41: Output housing nut lock washer</li> <li>42: Output housing nut lock pin</li> <li>43: Output housing nut lock washer</li> <li>44: Output housing nut lock pin</li> <li>45: Output housing nut lock washer</li> </ul>		

型号 Model ZL50.2A		后桥主减速器总成 Rear Main Reductor Assembly		页码 Page G01-10	
序号 Sr.No.	零件代号 Part No.	名称 Part Description	数量 Q'ty	备注 Remark	
1	805201548	锁紧螺母 M33 × 1.5 Nut	1	GB889-86	
2	250300321	垫圈 Washer	1		
3	250300341	输入法兰 Flange	1		
4	805000090	螺栓 M12 × 55 Bolt	1	GB5782-86	
5	805300018	垫圈 12 Washer	1	GB93-87	
6	805000104	螺栓 M14 × 55 Bolt	7	GB5782-86	
7	805300033	垫圈 14 Washer	7	GB93-87	
8	803164331	CR HMS4 油封 Oil Seal	1		
9	250300322	B80 × 100 × 10 密封盖 Cover	1		
10	800511282	轴承 31313 Bearing	1	GB/T297-94	
11	250300323	密封垫 Cushion	1		
12	250300324	轴承套 Sleeve	1		
13	250300352	调整垫片 Cushion	1 组		
14	250300325	轴套 Sleeve	1		
15	800511279	轴承 31314 Bearing	1	GB/T297-94	
16	250300349	主动螺旋齿轮 (右) Gear	1		
17	250300350	从动螺旋齿轮 (左) Gear	1		
18	805201534	螺母 M16X1.5 Nut	12	GB/T6185.2-2000	
19	250300331	差速器左壳 Cover	1		
20	250300339	圆柱销 Pin	4		
21	250300329	锥齿轮 Gear	4		
22	250300328	锥齿轮垫片 Cushion	4		
23	9369849	十字轴 Axis	1		
24	250300332	半轴齿轮 Gear	2		
25	250300333	半轴齿轮垫片 Cushion	2		

型号 Model ZL50.2A		后桥主减速器总成 Rear Main Reductor Assembly		页码 Page G01-12	
序号 Sr.No.	零件代号 Part No.	名称 Part Description		数量 Q'ty	备注 Remark
26	250300337	差速器右壳	Cover	1	
27	800511345	轴承 32216	Bearing	2	
28	803164330	CR HMSA7 油封 FB80 × 100 × 10	Oil Seal	1	
29	275100160	螺栓	Bolt	8	
30	250300327	托架	Bracket	1	
31	250300343	止推螺栓	Bolt	1	
32	250300326	锁紧片	Cushion	1	
33	805200156	螺母 M27 × 2	Nut	1	GB6173-86
34	250300353	调整垫片	Cushion	1 组	
35	250300334	轴承座	Bracket	2	
36	805300084	垫圈 22	Washer	4	GB97.1-85
37	805002185	螺栓 M22 × 85	Bolt	4	GB32.1-88
38	821501023	低碳钢丝 Φ1.6 × 450	Steel Wire	2	GB/T343-94
39	250300335	锁紧片	Cushion	2	
40	805300014	垫圈 10	Washer	2	GB93-87
41	805002208	螺栓 M10 × 1 × 20	Bolt	2	GB32.3-88
42	250300330	调整螺母	Nut	2	
43	250300338	螺栓	Bolt	12	
44	800511289	轴承 NUP2307	Bearing	1	GB/T283-94
45	805400046	挡圈 35	Pin	1	GB894.1-86
46	275100158	螺栓	Bolt	8	

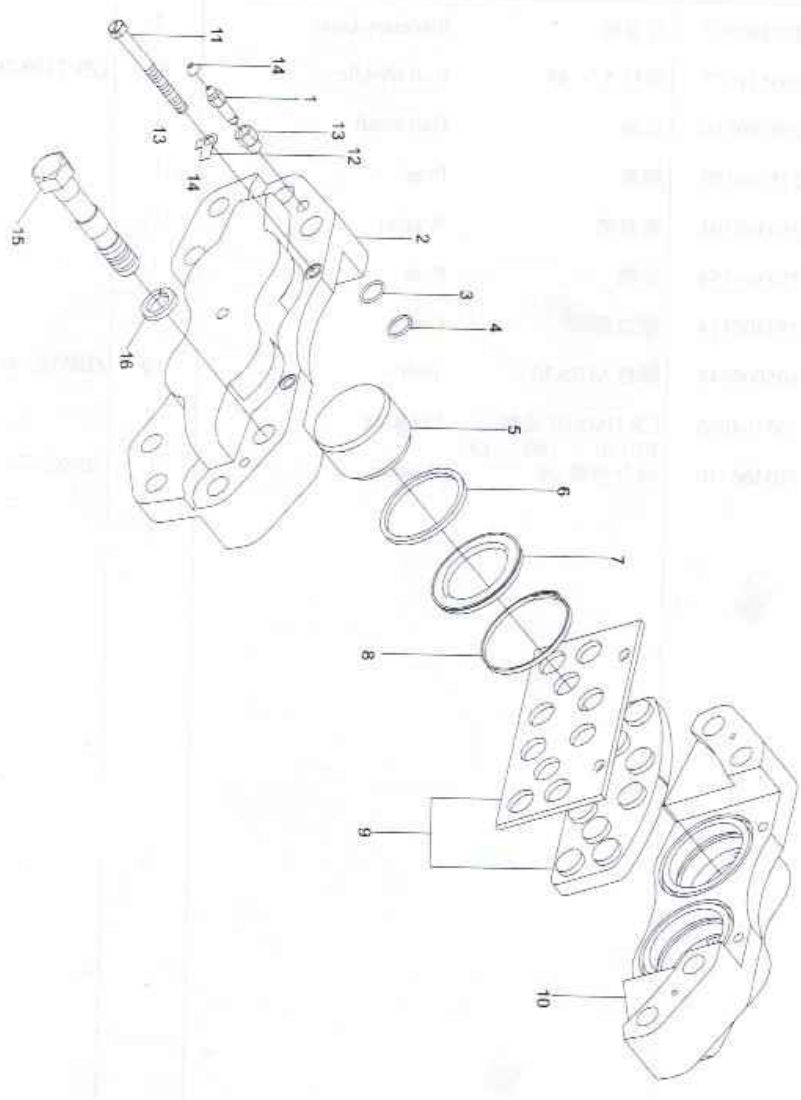
页码 Page  
 G01-13

 轮边减速器总成  
 Planetary Reductor Assembly

 型号 Model  
 ZL50.2A


型号 Model ZL50.2A		轮边减速器总成 Planetary Reductor Assembly		页码 Page G01-14	
序号 Sr.No.	零件代号 Part No.	名称 Part Description	数量 Q'ty	备注 Remark	
1	805000436	螺栓 M8x60	Bolt	6	GB5782-86
2	805300010	垫圈 8	Washer	6	GB93-87
3	250300198	油封端盖	Cover	1	
4	803164085	CR HMS5 油封 B150 × 180 × 15	Oil Ring	1	GB9877.1-88(SKf)
5	250300313	隔套	Sleeve	1	
6	250300309	密封垫	Washer	1	
7	800511281	轴承 32024	Bearing	1	GB/T297-94
8	805200185	螺母 M22 × 1.5	Nut	10	GB6171-86
9	805301288	垫圈 22	Washer	10	GB93-87
10	250300300	轮毂	Wheel Hub	1	
11	800511280	轴承 32221	Bearing	1	GB/T297-94
12	250300296	轮辋螺母	Nut	10	
13	250300312	轮辋螺栓	Bolt	10	
14	250300302	行星轮架	Planetary Pinion Carrier	1	
15	250300301	O 型密封圈	Ring	1	
16	805401240	挡圈 52	Switch Ring	1	GB894.1-86
17	250300303	太阳轮	Sun Gear	1	
18	805101782	螺钉 M10x1x20	Screw	1	GB70-85
19	805300014	垫圈 10	Washer	1	GB93-87
20	250300308	圆螺母	Nut	1	
21	250300299	驱动桥内齿圈	Internal Gear	1	
22	250300305	垫片	Washer	6	
23	250300306	挡环	Ring	6	
24	250300311	行星齿轮轴	Planetary Pinion Shaft	3	
25	800511352	钢球 3/8	Steel Ball	3	GB/T308-2002

型号 Model ZL50.2A		轮边减速器总成 Planetary Reductor Assembly		页码 Page G01-16	
序号 Sr.No.	零件代号 Part No.	名称 Part Description		数量 Q'ty	备注 Remark
26	250300307	行星轮	Planetary Gear	3	
27	800511377	滚针 5 × 45	Roll Needle	93	GB/T309-2000
28	250300310	半轴	Half Shaft	1	
29	275100120	螺塞	Plug	1	
30	250300304	密封垫	Washer	1	
31	250300354	顶销	Pole	1	
32	250300314	轮边盖	Cover	1	
33	805000043	螺栓 M10x30	Bolt	10	GB5783-86
34	803164086	CR HMS10 油封	Oil Ring	1	
35	803166710	FB150 × 180 × 15 组合垫圈 24	Washer	1	JB982-77

页码 Page G01-17	制动器总成 Disk Brake Assembly	型号 Model ZL50.2A
 <p>                         An exploded view diagram of a disk brake assembly. The components are numbered as follows:                     </p> <ul style="list-style-type: none"> <li>1: A long threaded rod with a conical end.</li> <li>2: A large cast metal housing.</li> <li>3: A small circular washer or spacer.</li> <li>4: A small circular washer or spacer.</li> <li>5: A cylindrical component, likely a hub or rotor part.</li> <li>6: A ring or seal.</li> <li>7: A ring or seal.</li> <li>8: A ring or seal.</li> <li>9: A rectangular plate with multiple circular holes, likely a brake pad or disc.</li> <li>10: A cast metal component, possibly a mounting bracket or part of the housing.</li> <li>11: A small circular component, possibly a pin or bush.</li> <li>12: A small circular component, possibly a pin or bush.</li> <li>13: A small circular component, possibly a pin or bush.</li> <li>14: A small circular component, possibly a pin or bush.</li> <li>15: A long threaded rod with a conical end, similar to part 1.</li> <li>16: A small circular component, possibly a pin or bush.</li> </ul>		